ED-29689-M11

SHT 1.1

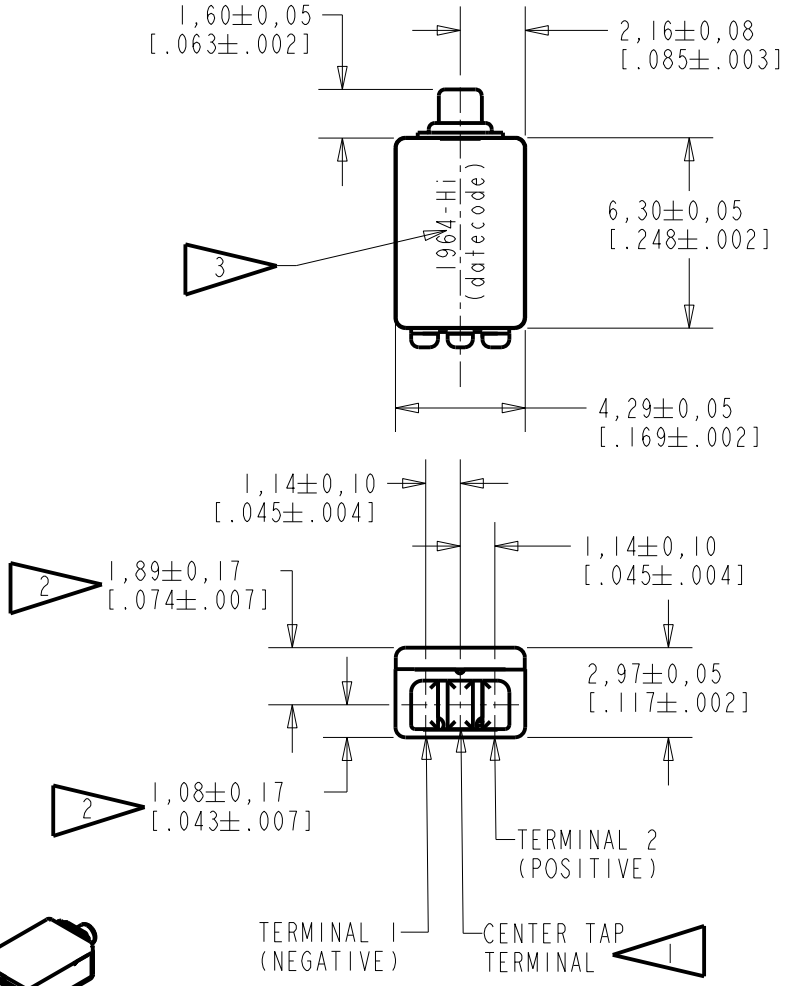

NOTE:

1. A POSITIVE GOING VOLTAGE AT TERMINAL 2, RELATIVE TO THE CENTER TAP TERMINAL, OR A NEGATIVE GOING VOLTAGE AT TERMINAL 1, RELATIVE TO THE CENTER TAP TERMINAL, CAUSES A DECREASE IN PRESSURE AT THE SOUND OUTLET.

2. LOCATED FROM TWO SURFACES FOR CUSTOMER CONVENIENCE. ONLY APPLICABLE FROM ONE SURFACE, NOT TO BE USED TOGETHER. HORIZONTAL LOCATION FOR TERMINAL CENTERED TO ±0,17 [.007].

3. LASER MARK AS SHOWN.

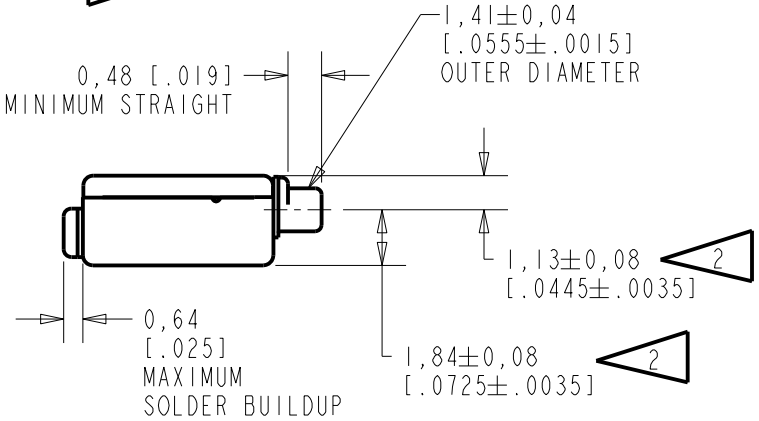

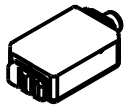

SCALE 2:1

NOMINAL WEIGHT
.31 GRAM

DIMENSIONS IN MILLIMETERS [INCHES]

Revision	C.O. #	Implementation Date	RELEASE LEVEL	REVISION
			Active	A
A	C10115166	8-21-13		

KNOWLES ELECTRONICS
ITASCA, ILLINOIS U.S.A.

SCALE: 4:1

DO NOT SCALE DRAWING

TITLE: RECEIVER

OUTLINE DRAWING

ED-29689-M11

SHT 1.1

DR. BY	DATE
JL	8-21-13
CK. BY	DATE
GJP	8-23-13
APP. BY	DATE
GJP	8-23-13

KE111ASIZE.FRM Rev: B

THIS RECEIVER HAS CUSTOM LASER MARKING.

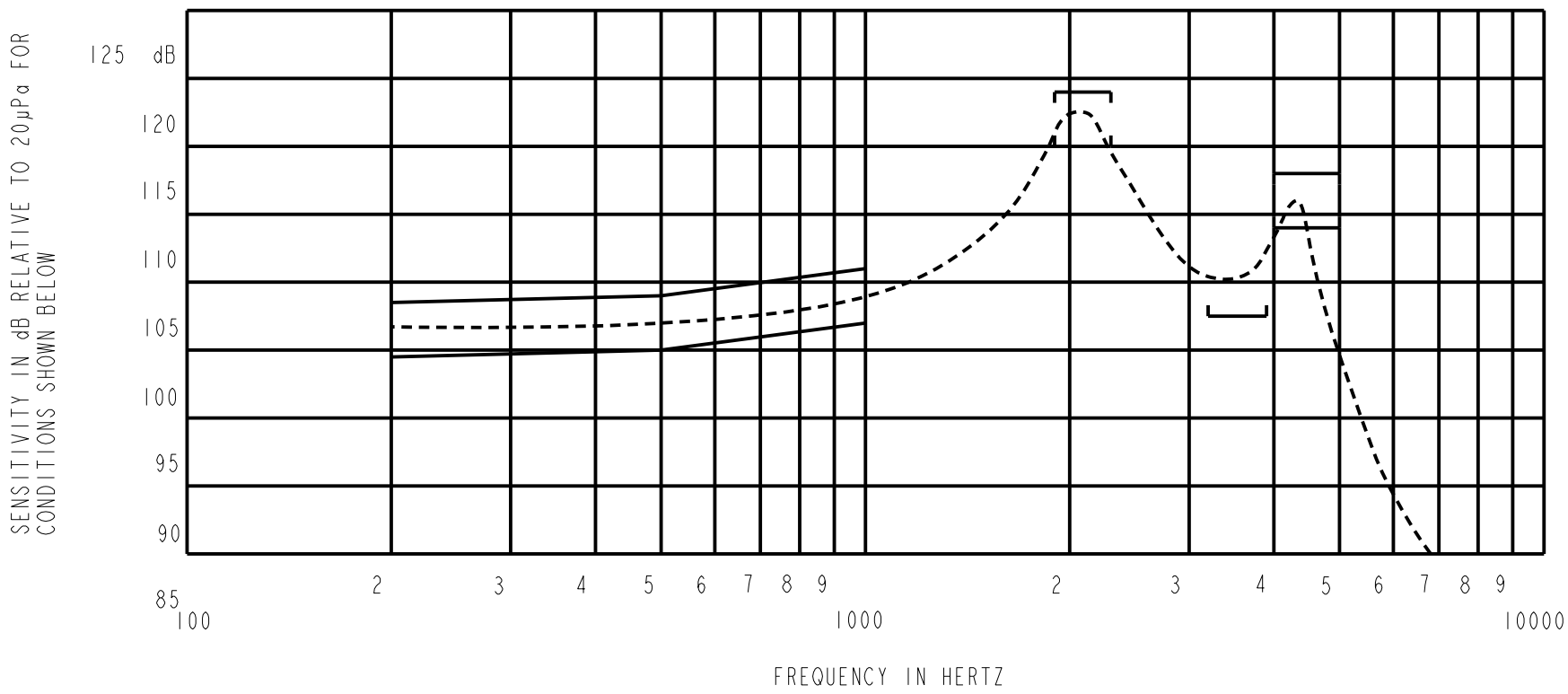

NOTES:

1. MEASUREMENTS MADE USING 10mm (.394") X 1mm (.039") ID TUBE CONNECTED TO A SIMULATED ANSI S3.7-1973 TYPE HA-3 COUPLER. (IEC 126).

2.

FREQUENCY	SENSITIVITY MIN.	SENSITIVITY MAX.
200	99.5	103.5
500	100.0	104.0
1000	102.0	106.0
1900-2300	115.0	119.0
3200-3900	102.5	---
4000-5000	109.0	113.0

3. RESPONSE, IMPEDANCE, AND DISTORTION MEASUREMENTS MADE USING THE ELECTRICAL TEST CONDITIONS SHOWN BELOW.

4. ELECTRICAL SOURCE IMPEDANCE MUST BE GREATER THAN 20 TIMES 1KHz IMPEDANCE FOR TEST CONDITIONS SHOWN BELOW.

5. INDIVIDUAL SPECIFICATIONS.

PORT LOCATION	IMPEDANCE OHMS ±15%		DCR @20°C OHMS ±10%	DISTORTION		ELECTRICAL TEST CONDITIONS	
	1KHz	500Hz		MAX. %	FREQ Hz	AC mA RMS	DC mA
12C	10.2	7.1	3.65	5	800	6.3	0.0

Revision	C.O. #	Implementation Date	RELEASE LEVEL	REVISION
			Active	A
A	C10115166	8-21-13		

WHEN TEST LIMITS ARE USED TO ESTABLISH INCOMING INSPECTION ACCEPTANCE/REJECTION CRITERIA, CORRELATION OF TEST EQUIPMENT WITH KNOWLES IS ALSO REQUIRED FOR ELIMINATION OF EQUIPMENT AND TEST METHOD VARIATION

DR. BY	DATE
JL	8-21-13
CK. BY	DATE
GJP	8-23-13
APP. BY	DATE
GJP	8-23-13

KNOWLES ELECTRONICS
ITASCA, ILLINOIS U.S.A.

TITLE: RECEIVER
PERFORMANCE SPECIFICATION

ED-29689-M11
SHT 2.1